

June 1,2010





	Item Code	Description
	SSHD0030204S	tube holder for 42.4mm post
	SSHD0060404S	tube holder for 38.1mm post
	SSHD0070404S	tube holder for 50.8mm post
	SSHD0010404S	tube holder for flat post
	SSSC0040404S	tube holder-connect 2 tubes
	SSUC0010304S	Clamp base fit for 42.4mm post
	SSUC0010604S	Clamp base fit for 38.1mm post
	SSUC0010704S	Clamp base fit for 50.8mm post
	SSUC0020304S	Clamp side fit for 42.4mm post
	SSUC0020604S	Clamp side fit for 38.1mm post
	SSUC0020704S	Clamp side fit for 50.8mm post
	SSUC0040304S	Pipe flange, for 42.4mm x 2.0 mm
	SSUC0041604S	Pipe flange, for 38.1mm x 1.5 mm
	SSUC0041704S	Pipe flange, for 50.8mm x 1.5 mm
	SSUC0040704S	Pipe flange, for 50.8mm x 2.0 mm
	SSUC0050304S	Bush Clamp side fit, 42.4mm rail
	SSUC0050604S	Bush Clamp side fit, 38.1mm rail
	SSUC0050704S	Bush Clamp side fit, 50.8mm rail
	SSEP0010204S	Flat endcap, 42.4mm x 2.0mm tube
	SSEP0012404S	Flat endcap, 38.1mm x 1.5mm tube
	SSEP0012504S	Flat endcap, 50.8mm x 1.5mm tube
	SSEP0010504S	Flat endcap, 50.8mm x 2.0mm tube
	SSEP0070204S	Dome endcap, 42.4mm x 2.0mm tube
	SSEP0070504S	Dome endcap, 50.8mm x 2.0mm tube
	SSEP0072504S	Dome endcap, 50.8mm x 1.5mm tube
	SSEP0060204S	Curved endcap for 42.4mm x 2.0mm
	SSEP0060504S	Curved endcap for 50.8mm x 2.0mm
	SSEP0062404S	Curved endcap for 38.1mm x 1.5mm
	SSEP0062504S	Curved endcap for 50.8mm x 1.5mm
	SSEB2020104S	90 degree elbow, 42.4mm x 2.0mm
	SSEB2040304S	90 degree elbow, 38.1mm x 1.5mm
	SSEB2050304S	90 degree elbow, 50.8mm x 1.5mm
	SSEB2050104S	90 degree elbow, 50.8mm x 2.0mm
	SSEB3020104S	Round 90 degree elbow for 42.4mm x 2.0mm
	SSEB3050104S	Round 90 degree elbow for 50.8mm x 2.0mm
	SSEB4020104S	135 degree sharp elbow for 42.4mm x 2.0mm
	SSEB5020104S	T-connector for 42.4mm x 2.0mm
	SSEB5040304S	T-connector for 38.1mm x 1.5mm
	SSEB5050304S	T-connector for 50.8mm x 1.5mm
	SSEB5050104S	T-connector for 50.8mm x 2.0mm
	SSEB6020104S	3-axis tee for 42.4mm x 2.0mm
	SSEB6050104S	3-axis tee for 50.8mm x 2.0mm
	SSEB6050304S	3-axis tee for 50.8mm x 1.5mm
	SSEB7020104S	Rotating connector 42.4 x 2.0
	SSEB7040304S	Rotating connector 38.1 x 1.5
	SSEB7050304S	Rotating connector 50.8 x 1.5
	SSEB7050104S	Rotating connector 50.8 x 2.0
	SSEB8020104S	Flexible connector 42.4 x 2.0
	SSEB8040304S	Flexible connector 38.1 x 1.5
	SSEB8050304S	Flexible connector 50.8 x 1.5
	SSEB8050104S	Flexible connector 50.8 x 2.0
	SSEB9020104S	Straight connector 42.4 x 2.0
	SSEB9040304S	Straight connector 38.1 x 1.5
	SSEB9050304S	Straight connector 50.8 x 1.5
	SSEB9050104S	Straight connector 50.8 x 2.0

	SSUA0010104S	Flat Saddle
	SSUA0010304S	Straight Saddle for 42.4mm rail
	SSUA0010604S	Straight Saddle for 38.1mm rail
	SSUA0010704S	Straight Saddle for 50.8mm rail
	SSUA0012304S	90 degree saddle for 42.4mm rail
	SSUA0012604S	90 degree saddle for 38.1mm rail
	SSUA0012704S	90 degree saddle for 50.8mm rail
	SSUA0011304S	135 degree saddle for 42.4mm rail
	SSUA0011604S	135 degree saddle for 38.1mm rail
	SSUA0011704S	135 degree saddle for 50.8mm rail
	SSTR0030304S	Plug-42.4mm x 2.0mm post-42.4mm
	SSTR0260604S	Plug-38.1mm x 1.5mm post-38.1mm
	SSTR0270704S	Plug-50.8mm x 1.5mm post-50.8mm
	SSTR0070704S	Plug-50.8mm x 2.0mm post-50.8mm
	SSTF0030304S	Fixed w/rod-42.4mm x 2.0mm-42.4mm
	SSTF1060604S	Fixed w/rod-38.1mm x 1.5mm-38.1mm
	SSTF1070704S	Fixed w/rod-50.8mm x 1.5mm-50.8mm
	SSTF0070704S	Fixed w/rod-50.8mm x 2.0mm-50.8mm
	SSTS0030304S	Flexible w/rod -42.4mm x 2.0mm -42.4mm
	SSTS0070704S	Flexible w/rod -50.8mm x 2.0mm -50.8mm
	SSTS1070704S	Flexible w/rod -50.8mm x 1.5mm -50.8mm
	SSTF2030304S	Fixed Cast 42.4mm x 2.0mm-42.4mm
	SSTF2051504S	Fixed Cast 38.1mm x 1.5mm-38.1mm
	SSTF2061604S	Fixed Cast 50.8mm x 1.5mm-50.8mm
	SSTF2060604S	Fixed Cast 50.8mm x 2.0mm-50.8mm
	SSTS2030304S	Flexible Cast 42.4 x 2.0-42.4mm
	SSTS2051504S	Flexible Cast 38.1 x 1.5-38.1mm
	SSTS2061604S	Flexible Cast 50.8 x 1.5-50.8mm
	SSTS2060604S	Flexible Cast 50.8 x 2.0-50.8mm
	SSSP0022104S	Flex rod-14mm-M6 hole, M8 pin
	SSSB0012204S	Bent rod-12mm-M6 hole, M8 hole
	SSSP0122004S	Flex rod-14mm-M6 hole only
	SSEB2150104S	Adjustable rod connector, 12.7mm

	SSWB0100104S	Wall Bracket w/ fixed rod, flat 80mm x 54 mm
	SSWB1100104S	Wall Bracket w/ fixed rod, flat 80mm x 80 mm
	SSWB1100304S	Wall Bracket w/ fixed rod, 42.4mm 80mm x 80 mm
	SSWB1100604S	Wall Bracket w/ fixed rod, 38.1mm 80mm x 80 mm
	SSWB1100704S	Wall Bracket w/ fixed rod, 50.8mm 80mm x 80 mm
	SSHFO030304S	Rail Bracket, 42.4, to 42.4 rail
	SSHFO060604S	Rail Bracket, 38.1, to 38.1 rail
	SSHFO070704S	Rail Bracket, 50.8, to 50.8 rail
	SSWF0010304S	Rail Bracket, wall, to 42.4 rail
	SSWF0010604S	Rail Bracket, wall, to 38.1 rail
	SSWF0010704S	Rail Bracket, wall, to 50.8 rail
	SSGF0010304S	Rail Bracket, glass, to 42.4 rail
	SSGF0010604S	Rail Bracket, glass, to 38.1 rail
	SSGF0010704S	Rail Bracket, glass, to 50.8 rail
	SSPW1201704S	120 mm plate, 3 holes for 50.8mm
	SSPW1201504S	120 mm plate, 3 holes for 42.4mm
	SSPW1001604S	100 mm plate, 2 holes for 38.1mm
	SSPL0420404S	disc, 42mm dia x 4mm
	SSPL0480404S	disc, 48mm dia x 4mm
	SSPL0700104S	disc, 70mm dia x 5mm
	SSPL0800604S	disc, 80mm dia x 6mm
	SSPL1000104S	disc, 100mm dia x 6mm
	SSPW0581104S	plate, 58mm x 5mm 2 holes x 6.5mm
	SSPW0701104S	plate, 68mm x 5mm 2 holes x 6.5mm
	SSPW0801104S	plate, 80mm x 5mm 2 holes x 8.5mm
	SSPW1001204S	plate, 100mm x 6mm 3 holes x 11mm
	SSCP0580504S	Disc, 58x5mm for rail bracket
	SSCP0680504S	Disc, 68x5mm for rail bracket

	SSPC1250204S	Plate cover-125 x 25, for 42.4mm
	SSPC1051304S	Plate cover-105 x 25, for 38.1mm
	SSPC1251404S	Plate cover-125 x 25, for 50.8mm
	SSGH0300304S	Glass adaptor, 42.4mm, glass 6-16mm
	SSGH0300604S	Glass adaptor, 38.1mm, glass 6-16mm
	SSGH0300704S	Glass adaptor, 50.8mm, glass 6-16mm
	SSGC106XX16S	Glass Clip, Sm. Rnd. For 38.1mm
	SSGC201XX16S	Glass Clip, Lg. Rnd. For flat
	SSGC203XX16S	Glass Clip, Lg. Rnd. For 42.4mm
	SSGC206XX16S	Glass Clip, Lg. Rnd. For 38.1mm
	SSGC207XX16S	Glass Clip, Lg. Rnd. For 50.8mm
	SSGC301XX16S	Glass Clip, Sm. Sq. for flat
	SSGC306XX16S	Glass Clip, Sm. Sq. for 38.1mm
	SSGC431XX16S	Glass Clip, Lg. Sq. for flat
	SSGC433XX16S	Glass Clip, Lg. Sq. for 42.4mm
	SSGC437XX16S	Glass Clip, Lg. Sq. for 50.8mm

	SSGC411XX16S	G/Clip Lg. Sq. w/plate for flat
	SSGC413XX16S	G/Clip Lg. Sq. w/plate for 42.4mm
	SSGC417XX16S	G/Clip Lg. Sq. w/plate for 50.8mm
	SSGC201XXZMS	G/Clip Lg. Rnd. ZM. For flat
	SSGC203XXZMS	G/Clip Lg. Rnd. ZM. For 42.4mm
	SSGC206XXZMS	G/Clip Lg. Rnd. ZM. For 38.1mm
	SSGC207XXZMS	G/Clip Lg. Rnd. ZM. For 50.8mm
	SSGC431XXZMS	G/Clip Lg. Sq. ZM. For flat
	SSGC433XXZMS	G/Clip Lg. Sq. ZM. For 42.4mm
	SSGC436XXZMS	G/Clip Lg. Sq. ZM. For 38.1mm
	SSGC437XXZMS	G/Clip Lg. Sq. ZM. For 50.8mm
	SSGC411XXZMS	Lg. Sq. ZM. w/plate for flat
	SSGC413XXZMS	Lg. Sq. ZM. w/plate for 42.4mm
	SSGC417XXZMS	Lg. Sq. ZM. w/plate for 50.8mm
	SSGR10001RBN	Glass rubber Sm. Rnd.-6mm glass
	SSGR10003RBN	Glass rubber Sm. Rnd.-10mm glass
	SSGR20001RBN	Glass rubber Lg. Rnd.-6mm glass
	SSGR20003RBN	Glass rubber Lg. Rnd.-10mm glass
	SSGR20004RBN	Glass rubber Lg. Rnd.-12mm glass
	SSGR30001RBN	Glass rubber Sm. Sq.-6mm glass
	SSGR30003RBN	Glass rubber Sm. Sq.-10mm glass
	SSGR41001RBN	Glass rubber Lg. Sq.-6mm glass
	SSGR41003RBN	Glass rubber Lg. Sq.-10mm glass
	SSGR41004RBN	Glass rubber Lg. Sq.-12mm glass

	SSGB0020204S	Spider, 2 sides 42.4, 8-20mm glass
	SSGB0020504S	Spider, 2 sides 50.8, 8-20mm glass
	SSGB0020004S	Spider, 2 sides 50.0mm, 8-20mm glass
	SSGB0200204S	Spider, 1 side 42.4, 8-20mm glass
	SSGB0200504S	Spider, 1 side 50.8, 8-20mm glass
	SSROD1/2	1/2" stainless steel solid rod
	SST158-15	1 5/8" stainless steel tube 1.5mm - 20FT lengths
	SST2-15	2" stainless steel tube 1.5mm - 20FT lengths
	DRAWING AVAILABLE	SS-P-1.66-40 Railing Post w/flange 42.4mmx2.0mm
DRAWING AVAILABLE	SS-P-1.5-40 Railing Post w/flange 38.1mmx1.5mm	
DRAWING AVAILABLE	SS-P-2-40 Railing Post w/flange 50.8mmx1.5mm	
DRAWING AVAILABLE	SSPG1.66S40E Railing Post Glass 38.657"(END)	
DRAWING AVAILABLE	SSPG1.66S40C Railing Post Glass 38.657"(CORNER)	
DRAWING AVAILABLE	SSPG1.66S40L Railing Post Glass 38.657"(LINE)	
DRAWING AVAILABLE	SSPG1.66L42E Railing Post Glass 40.657"(END)	
DRAWING AVAILABLE	SSPG1.66L42C Railing Post Glass 40.657"(CORNER)	
DRAWING AVAILABLE	SSPG1.66L42L Railing Post Glass 40.657"(LINE)	
DRAWING AVAILABLE	SSPG1.66L36E Railing Post Glass 34.657"(END)	
DRAWING AVAILABLE	SSPG1.66L36C Railing Post Glass 34.657"(CORNER)	
DRAWING AVAILABLE	SSPG1.66L36L Railing Post Glass 34.657"(LINE)	
DRAWING AVAILABLE	SSPR1.66L36 Railing Post Rods 35.157" (Landing)	
DRAWING AVAILABLE	SSPR1.66S40 Railing Post Rods 39.157" (Stairs)	
DRAWING AVAILABLE	SSPR1.66L42 Railing Post Rods 40.657" (Landing)	
	WHSS-O	Oak wood unfinished handrail-45mm-18-20'
	WHSS-HM	Hard Maple wood unfinished handrail-45mm-18-20'
	E690/3000	Wood Handrail-Beech-45mm-10FT
	E692/3000	Wood Handrail-Wenge-45mm-10FT
	E600-SS	90 degree curved elbow for wood handrail
	E601-SS	90 degree sharp elbow for wood handrail
	E603-SS	straight connector for wood handrail
	E604-SS	Adjustable elbow for wood handrail
	E6070-SS	Pivotable straight connector for wood handrail
	E4260-SS	Dome end cap for wood handrail
	E600/T	Plastic supports for endcaps and fittings
	E600/D	Drill-gauge for wood handrails
	SSE4053	Threadlock - SS - 50mL
	SSE4054	High Gluing Adhesive - 50mL
	SSFL12X2	#12 x 2" Flat Screw - SS
	SSFL8X1	#8 x 1" Flat Screw - SS
	SSM625	M6 x 25 Capscrew - SS
	SSM825	M8 x 25 Round Head SS Screw